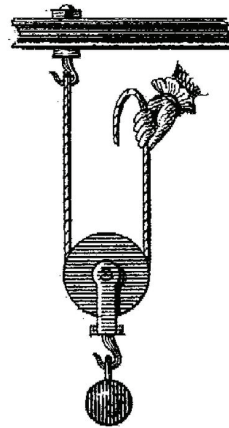
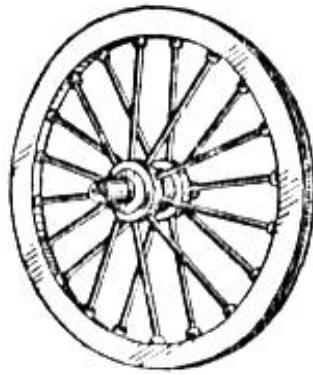


SIMPLIFIED SCIENCE UNIT

Introduction to Simple Machines



**By
Rhona Davies**

Topic Level : Grades 5 - 7
Reading Level : Grade 3 (approx.)

AN INTRODUCTION TO SIMPLE MACHINES

CONTENTS

Notes to the teacher

Introduction and Pre-Test.....Page 1 - 4

1. The InclinePage 5 - 7

 Quiz 1 : The InclinePage 8

2. The WedgePage 9 - 11

 Quiz 2 : The WedgePage 12

3. The LeverPage 13 - 16

 Quiz 3 : The LeverPage 17

4. The Wheel and AxlePage 18 - 20

 Quiz 4 : The Wheel and AxlePage 21

5. The Pulley.....Page 22 - 24

 Quiz 5 : The Pulley.....Page 25

6. The Screw.....Page 26 - 28

 Quiz 6 : The Screw.....Page 29

Simple Machines Post-test.....Page 30 - 32

Answer Keys.....Page 33



INTRODUCTION

The people who lived a long, long time ago did not have many tools. They just used sharp rocks, sticks and flints for bashing and cutting things. The work was hard, so they needed to find ways of making it easier. Slowly, people began to make better tools. Some of these tools are now called “simple machines”. Nobody really knows when they were first made, but they have been found in many parts of the world.

There are six things called Simple Machines. They are :



- the lever
- the pulley
- the wheel and axle
- the incline
- the screw
- the wedge



These simple machines have been around for thousands of years. They are still used because they work so well. They are even used in the complicated machines we have today. For example cars use the wheel, and the rudder of a boat is a kind of screw. If you look around, you will see many of these simple machines in daily life.

Machines are different than tools. It is not so hard to make them work. This book will tell you more about simple machines and how they work.



HOW MUCH DO YOU ALREADY KNOW ABOUT SIMPLE MACHINES?

Try this test before you start to read. Don't worry if you don't know the answers.

Your name : _____

Date : _____

1. **Can you match each simple machine with its name?**
Print the letter on the short line.

Lever _____

A.



Pulley _____

B.



Inclined plane _____

C.




Screw _____

D.



Wedge _____

E.



Wheel _____

F.

